

Selection manual of industrial control relay

RKH

Miniature General Purpose Relay

- ◆ 4 poles 7A
- ◆ With non-polarity LED integrated in relay
- ◆ With lockable test button and inspection window
- ◆ Identification of coils through test button color (AC red/DC blue)
- ◆ Conformity with RoHS Directive
- ◆ Gold plated contacts optional

Plastic clip

The relay is firmly attached to the socket by retaining clip.


Test button

On-site test is available with test button.

LED

Visible LED indicates the working status of the relay at any time, AC red, DC green.

AMD module



Silver alloy pins

High-quality silver alloy pins, strong contact, instantaneous conductivity and stable performance.



Silver alloy contacts

It can carry more current, with stronger conductivity and more sensitive response, and greatly extend electrical life, and works more stable.





Relay

+




Socket

=



Relay module

RKH □ □ □ □



Other options

- LT: LED + test button
- LTD: LED + test button + diode (13-,14+)
- LTD1: LED + test button + diode (13+,14-)
- LTA: LED + test button + gold plated contact
- LTDA: LED + test button + diode+gold plated contact
- LT M: LED+test button, with 0.65Un coil tuned

Coil voltage code

Code	006	012	024	048	110	220	
Voltage (V DC)	6	12	24	48	110	220	
Code	506	524	536	548	615	730	880
Voltage (V AC)	6	24	36	48	115	230	380

Terminal arrangement

O: plug in

Contact form

4C: 4CO

Series name

Characteristics

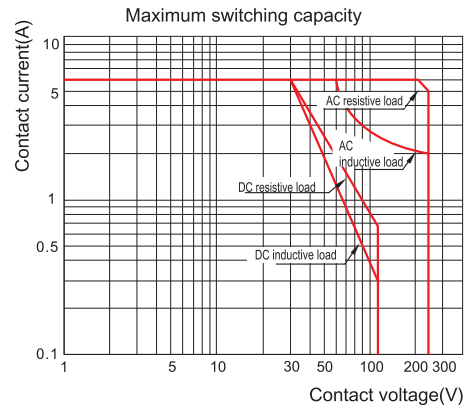
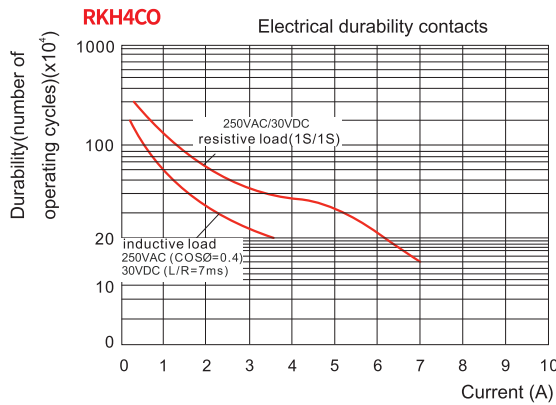
Configuration	4C	
Load	Resistance	7A/250VAC, 30VDC
	Motor load	1/6HP,240VAC
Max. switching capacity (resistive)	1500VA, 180W	
Contact	Min. switching capacity	170mW(17V/10mA); LTA: 500mW(5V/10mA)
	Initial contact resistance	≤50mΩ
	Material	Ag alloy
	Electrical durability	≥15 x 10 ⁴ Cycles(1800 Ops/h),
Mechanical durability	≥2000 x 10 ⁴ Cycles (18000 Ops/h)	
Pick-up voltage (23°C) (Rated voltage)	DC:≤75%, AC:≤80% 50/60Hz	
Drop-out voltage (23°C) (Rated voltage)	DC:≥10%, AC:≥30% 50/60Hz	
Maximum voltage (23°C) (Rated voltage)	110%	
Insulation resistance	≥1000MΩ (500VDC)	
Coil operating power	DC(W)	approx. 0.9
	AC(VA)	approx. 1.2(60Hz)
Operate time&Release time (at nominal voltage)	≤20ms	
Initial breakdown voltage	Between open contacts	1000VAC/1min (leakage current 1mA)
	Between poles	2000VAC/1min (leakage current 1mA)
	Between contacts and coil	2000VAC/1min (leakage current 1mA)
Insulation characteristics	Rated voltage	250VAC
	Pollution level	2
	IEC 60664 UL840 Overvoltage level	II
Impulse withstand voltage (waveform: 1.2/50μs)	4000V(Altitude 2000m)	
Protection level	IP20	
Storage temperature/ humidity	-55~+85°C/ ≤85%RH (18 months)	
Working temperature/ humidity	-55~+85°C/ 5%~85%RH (No condensation)	
Air pressure	86~106KPa	
Shock resistance	10G (half-sine shock pulse: 11ms)	
Vibration resistance	10~55Hz double-amplitude:1.0mm	
Mounting	plug in	
Unit weight	approx. 35g	

Coil Specifications (23°C)

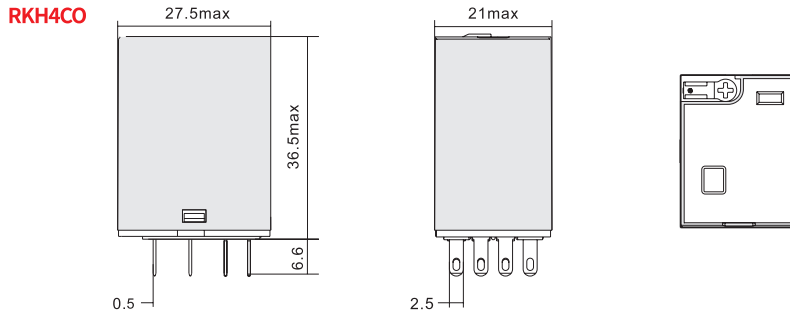
Nominal voltage V.DC	6	12	24	48	110	220	
Coil resistance Ω	40	180	640	2600	13000	42000	
Nominal voltage V.AC	6	24	36	48	115	230	380
Coil resistance Ω	11.5	180	370	640	4430	16500	42000

Coil resistance: under coil voltage 110V are measured with tolerance of ±10%Ω, above 110V with tolerance of ±15%Ω.

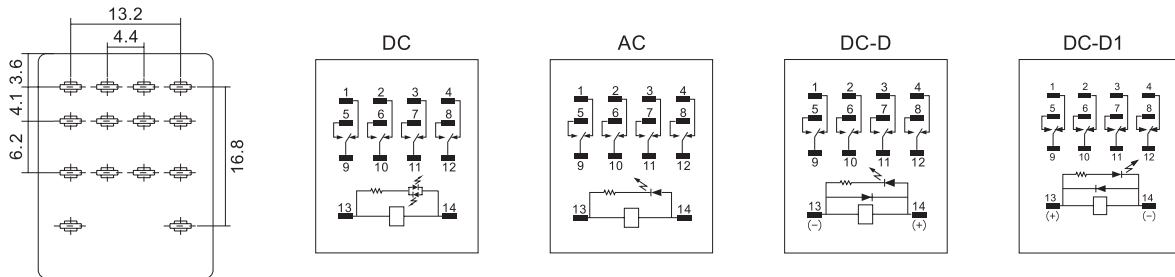
Contact Specification



Dimensions (mm)



Wiring Diagrams



RKH4CO

Characteristics






SKF14-E

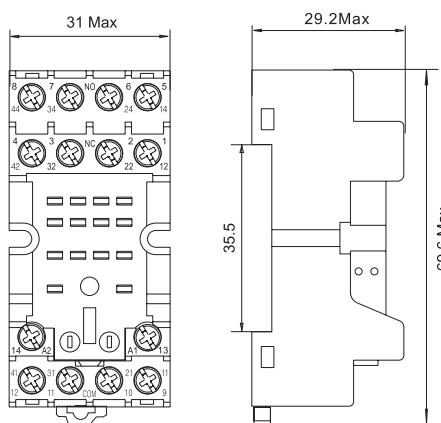


Type		SKF14-E
Nominal load	Current	A 10
	Voltage	V 300
Dielectric strength	Between coil and contact	V/min 4000
	Between contacts	V/min 2000
Max. tightening torque	Nm	1.0
Wire size	AWG/mm ²	20-14/0.5-2.5
Ambient temperature	°C	-40~+85
Unit weight	g	45

Accessories

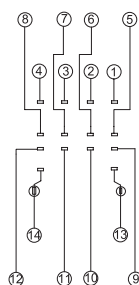
Socket	Metal clip	ID tag	Module
SKF14-E	 SK36M	 SK2P	 AMD

Dimensions (mm)



SKF14-E

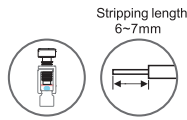
Connection Diagrams



SKF14-E





- ⑬ ⑭ : A1 A2
- ① ② ③ ④ : NC
- ⑤ ⑥ ⑦ ⑧ : NO
- ⑨ ⑩ ⑪ ⑫ : COM

Characteristics

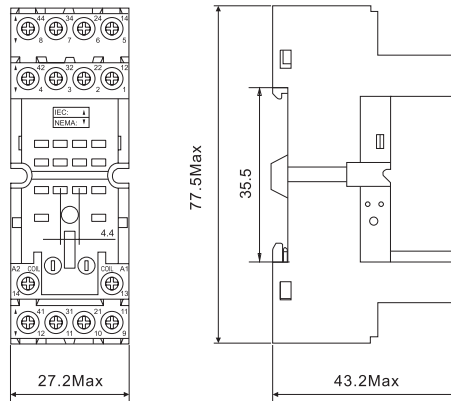


Type			SKB14-E
Nominal load	Current	A	10
	Voltage	V	300
Dielectric strength	Between coil and contact	V/min	4000
	Between contacts	V/min	2500
Max. tightening torque	Nm		1.0
Wire size	AWG/mm ²		20-14/0.5-2.5
Ambient temperature	°C		-40~+85
Unit weight	g		56

Accessories

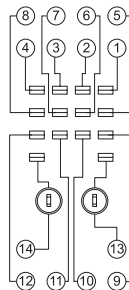
Socket	Plastic clip	Metal clip	ID tag	Module
SKB14-E	 SK36F	 SK36M	 SK4P	 AMD

Dimensions (mm)



SKB14-E

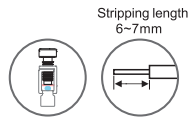
Connection Diagrams



SKB14-E





- ⑬ ⑭ : A1 A2
- ① ② ③ ④ : NC
- ⑤ ⑥ ⑦ ⑧ : NO
- ⑨ ⑩ ⑪ ⑫ : COM

Characteristics

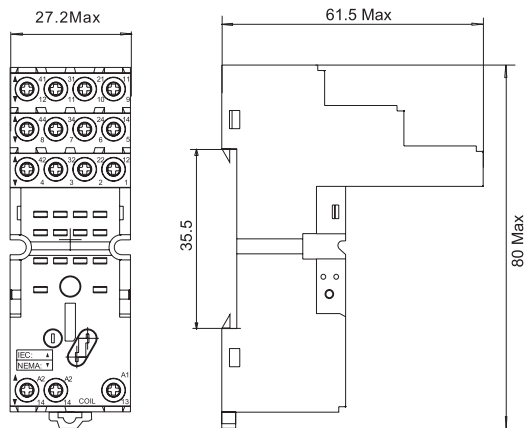


Type			SKC14-E
Nominal load	Current	A	10
	Voltage	V	300
Dielectric strength	Between coil and contact	V/min	4000
	Between contacts	V/min	2500
Max. tightening torque	Nm	1.0	
Wire size	AWG/mm ²	20-14/0.5-2.5	
Ambient temperature	°C	-40~+85	
Unit weight	g	62	

Accessories

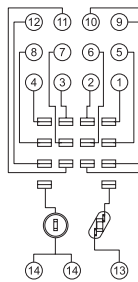
Socket	Plastic clip	Metal clip	ID tag	Module
SKC14-E	 SK36F	 SK36M	 SK4P	 AMD

Dimensions (mm)



SKC14-E

Connection Diagrams



SKC14-E

- ⑬ ⑭ : A1 A2
- ① ② ③ ④ : NC
- ⑤ ⑥ ⑦ ⑧ : NO
- ⑨ ⑩ ⑪ ⑫ : COM

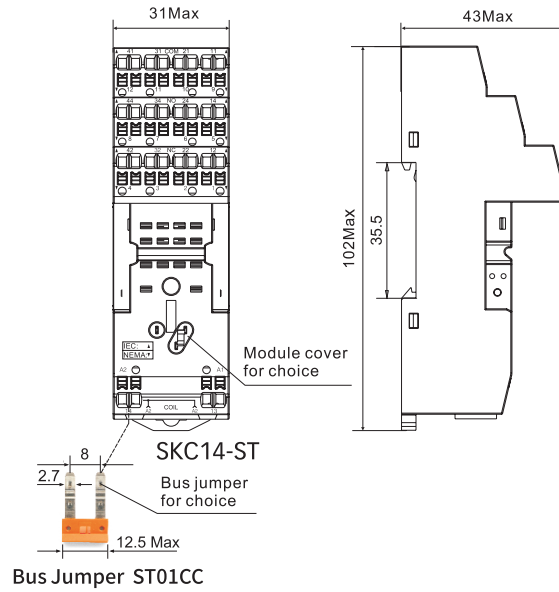
Characteristics



Type		SKC14-ST	
Nominal load	Current	A	8
	Voltage	V	300
Dielectric strength	Between coil and contact	V/min	4000
	Between contacts	V/min	2500
Max. tightening torque	Nm	-	
Wire size	AWG/mm ²	20-16/0.5-1.5	
Ambient temperature	°C	-40~+85	
Unit weight	g	80	

Accessories					
Socket	Plastic clip	Metal clip	ID tag	Module	Bus Jumper
SKC14-ST					
	SK36F	SK36M	SK4P	AMD	ST01CC

Dimensions (mm)



Connection Diagrams

