REH

磁吹灭弧电力型继电器

REH □ □ □ □

- 选项：
  LT S: LED + 测试按钮+磁吹灭弧
  L S: LED +磁吹灭弧
- 线圈电压：
  012~220: 12~220VDC
  524~900: 24~400VAC
- 安装与引出脚形式：
  O: 插入式
- 触点形式：
  1: 1组(A: 常开，B: 常闭)
  2: 2组(A: 常开，B: 常闭，F:一开一闭)
  3A: 三组常开
- 继电器系列名称

继电器

+

插座

=

继电器套装

- 单/三项交直流电机负载控制继电器
- 机械指示件功能
- 高容量触点负载可替代接触器
- 线圈控制电压最大400VAC
- 带磁吹灭弧装置
- 爬电距离大、绝缘阻值高

产品性能

触点	形式		1A,1B	2A,2B,2FO	3A
	负载	阻性	16A/500VAC	16A/250VAC	16A/300VAC
		阻性	10A/220VDC 16A/30VDC		
		感性	10A/250VAC(cosØ0.4); 3A/220VDC(L/R=7ms)		
	切换功率	阻性	8000VA	4000VA	4800VA
		阻性	2200W		
		感性	2500VA(cosΦ0.4);660W(L/R=7ms)		
	接触电阻(初始)		≤50mΩ		
	材料		Ag alloy		
	电气寿命 (频率1S通，5S断)常温		≥60 x 10^4次 (600 Ops/h)	≥20 x 10^4次 (600 Ops/h)	
	机械寿命		≥5000 x 10^4次 (18000 Ops/h)		
吸合电压(23℃)			DC:≤75% (额定电压), AC:≤80% 50/60Hz (额定电压)		
释放电压(23℃)			DC:≥10% (额定电压), AC:≥30% 50/60Hz (额定电压)		
最大电压(23℃)			110% (额定电压)		
绝缘电阻			≥1000MΩ (500VDC)		
线圈功率	DC (W)		约1.5		
	AC (VA)		约2.5		
吸合时间 (额定电压)			≤20ms		
释放时间 (额定电压)			≤20ms		
初始耐压	同极触点之间		2500VAC/1min (漏电流1mA)		
	异极触点之间		4000VAC/1min (漏电流1mA)		
	触点与线圈间		4000VAC/1min (漏电流1mA)		
绝缘特性IEC 60664 UL 840	额定电压		400VAC	250VAC	250VAC
	污染等级		2	3	3
	过压等级		II	III	III
防护等级			IP20		
储存温度/储存湿度			-20~+85℃/≤85%RH(18个月) ★		
工作温度/工作湿度			-40~+55℃/5%~85%RH(无冷凝)		
大气压力			86~106KPa		
耐冲击			10G (正弦半波脉冲: 11ms)		
耐振动			10~55Hz 双振幅: 1.0mm		
安装方式			插入式		
重量			约90g		

★ 如储存时间超过18个月（以出厂日期开始计算），避免性能参数受影响，建议重新检测参数后使用

REH

磁吹灭弧电力型继电器

线圈规格(23°C)

电压代号	012	024	048	110	220	
额定电压V.DC	12	24	48	110	220	
线圈电阻Ω	96	385	1540	8070	32270	
电压代号	524	548	615	730	880	900
额定电压V.AC	24	48	115	230	380	400
线圈电阻Ω	100	350	2200	8000	26000	27000

线圈电阻公差：线圈额定电压标称值110V以下1±10%Ω，110V以上1±15%Ω。

性能曲线图

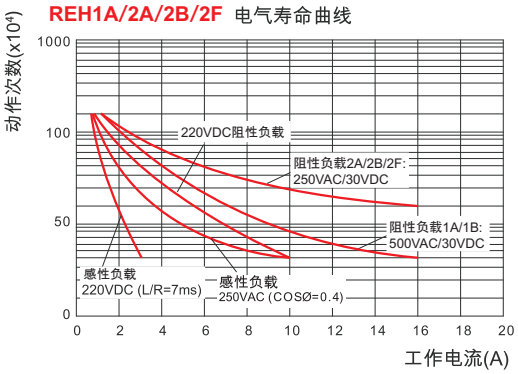

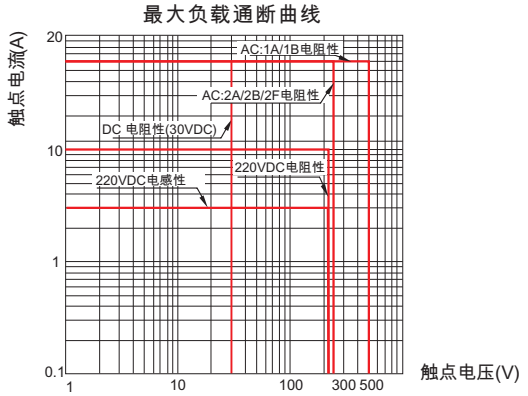

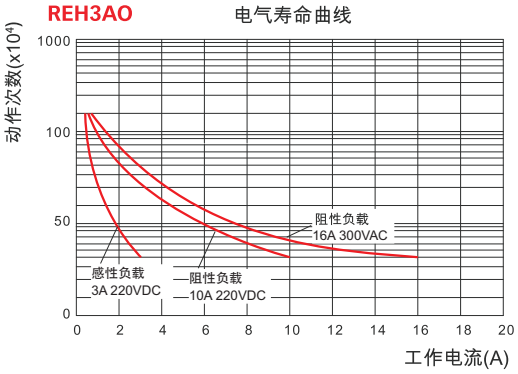

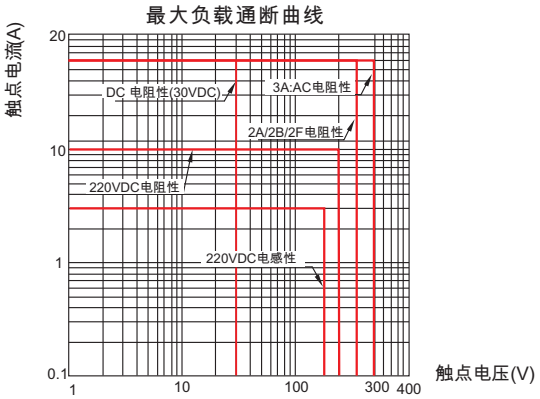
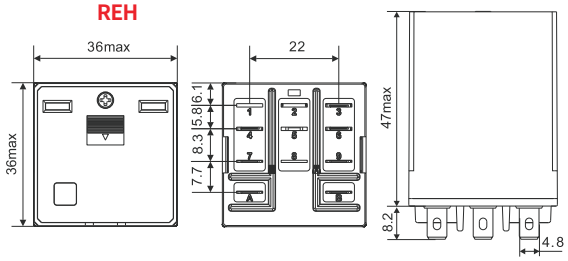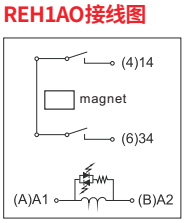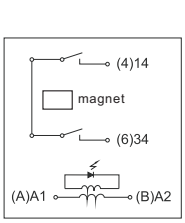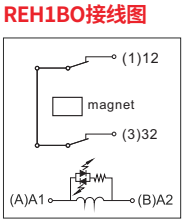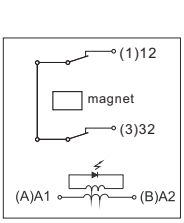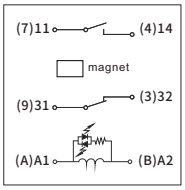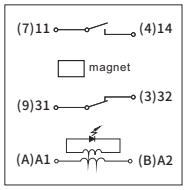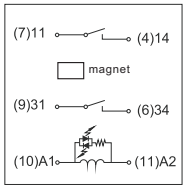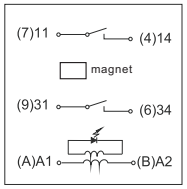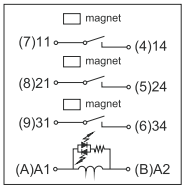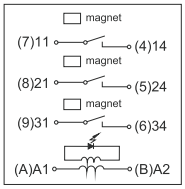
外形图尺寸(mm)&接线图